Bijlage behoort bij „Schip en Werf"
35e jaargang no. 6 — 22 maart 1968
Uitgevers Wyt-Rotterdam

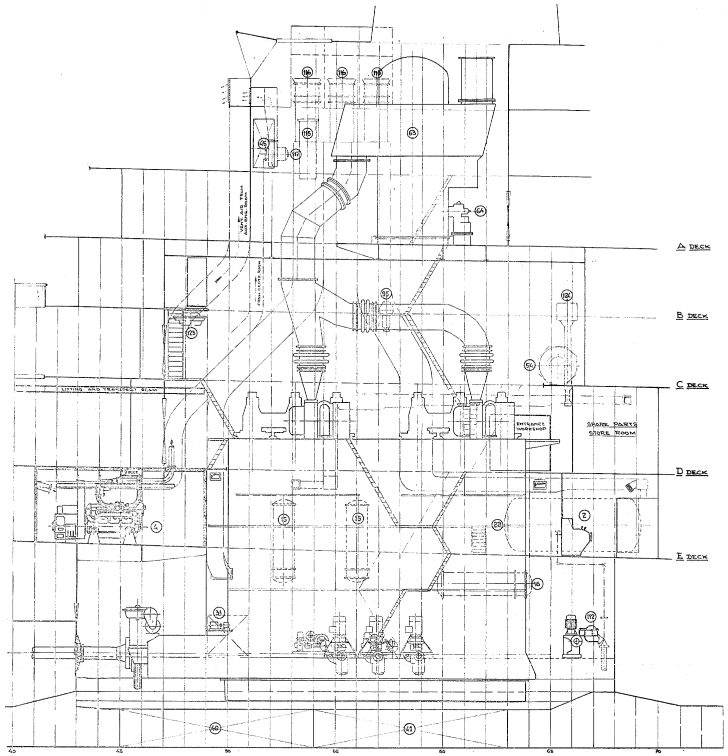

SEEN TO PORT SIDE

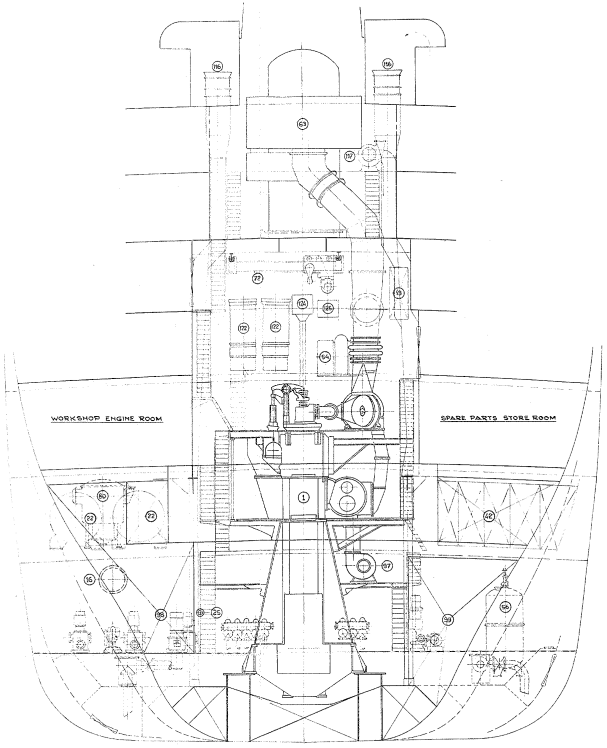

SEEN TO FORE SHIP

KS	NUMBER	DESCRIPTION	
1	1	MAIN ENGINE 6 CIL 2 STROKE SINGLE ACTING	
2	1	CONTROL STATION	
3	1	DATA LOGGER	
4	4	AUX. DIESEL GENERATOR SET	
5	1	GEN. SERVICE PUMP I	
6	1	EMERGENCY BILGE, VAC. BALL., FIRE EXT. PUMP	
7	1	CIRC. PUMP COOLERS MAIN ENGINE	
8	1	CYL COOLINGW. PUMP MAIN ENGINE AND TURBOS	
9	1	SPARE CYL. AND CIRC. PUMP COOLERS MAIN ENG.	
10	1	GEN SERVICE PUMP II	
11	2	COOLINGW. CIRC. PUMP AUX. ENGINES	
12	2	LUBR. OIL PUMP TURBO BLOWERS	
13	2	COOLING OIL PUMP ATOMISERS MAIN ENGINE	
14	3	LUBR. OIL PUMP MAIN ENGINE	
15	2	LUBR. OIL COOLER MAIN ENGINE	
16	1	CYL. COOLINGW. COOLER MAIN ENGINE	
17	1	COOLING OIL COOLER ATOMISERS MAIN ENG.	
18	2	LUBR. OIL FILTER MAIN ENGINE	
19	1	COOLINGWATER EXPANSION TANK MAIN ENG.	
20	3	STARTING AIR COMPRESSOR	
21	1	STARTING AIR INTERCOOLER	
22	2	STARTING AIR VESSEL	
23	1	STARTING AIR RECEIVER AUX. ENGINES	
24	1	FUEL OIL TRANSFER PUMP	
25		HEATER FOR HEAVY FUEL OIL MAIN ENGINE	
26	2	CENTRIFUGE FOR HEAVY FUEL OIL	
27			
28	1	BALLASTPUMP, SPARE FUEL TRANSFER PUMP	
29	1	COOLING OIL EXPANSION TANK ATOMISERS M.E.	
30	1	FUEL OIL MEASURING TANK	
31	2	CIRC. PUMP FOR HEAVY FUEL MAIN ENGINE	
32			
33	1	EMERGENCY AIRCOMPRESSOR SET	
34	1	CLEAN DIESEL OIL TANK	
35		FUEL OIL LEAK TANK	
36	1	LUB. OIL CENTRIFUGE MAIN ENGINE	
37		LUB. OIL HEATER MAIN ENGINE	
38	1	LUB. OIL STRAINER MAIN ENGINE	
39		LUB. OIL STRAINER TURBO COMPRESSOR	
40	1	LUB. OIL SUMP TANK MAIN ENGINE	
41	1	LUB. OIL SETTLING TANK MAIN ENGINE	
42	1	CENTRIFUGED LUB. OIL TANK MAIN ENGINE	
43	2	LUB. OIL STORAGE TANK	
44	2	CYL. OIL STORAGE TANK	
45	1	GRAVITY TANK LUB. OIL TURBO BLOWERS	
46	1	LUB. OIL SUMP TANK TURBO BLOWERS	
47	1	DAILY SERVICE CYL. OIL TANK MAIN ENGINE	
48			
49			
50		LUB. OIL STORAGE TANK AUX. ENGINES	
51	1	LUB. OIL STORAGE TANK AIR COMPR.	
52			
53		LUB. OIL DRAIN TANK	
54	1	SPARE TURBO BLOWER	
55	1	SLUDGE TANK	
56	1	OILY WATER SEPARATOR	
57	2	SALT WATER HYDROPHORE PUMP	
58	2	FRESH WATER HYDROPHORE PUMP	
59	1	SALT WATER HYDROPHORE TANK	
60	1	FRESH WATER HYDROPHORE TANK	
61	1	HOT FRESH WATER BOILER	
62	1	BLOW OFF CONDENSOR	
63	1	COMPOSITE BOILER	
64	1	OIL FIRING ARRANGEMENT FOR BOILER	
65	1	HOT WELL	
66	2	BOILER FEEDWATER PUMP	
67		CARGO REFR. COMPR., AIR COND. COMPRESSOR	
68		REFR. CONDENSOR	
69	2	CIRC. PUMP COOL.WATER REFR. INSTALL.	
70	1	CONTROL STAND REFR. INSTALL.	
71	1	LUB. OIL STRAINER DRAINTANK	
72	1	TRAVELLING CRANE	
73	1	SLUDGE PUMP	
74	1	WORKBENCH FOR CENTRIFUGES	
75		LUB. OIL COOLER TURBO BLOWERS	

KS	NUMBER	DESCRIPTION
76	1	STRIPPING PUMP
77		FUEL BOOSTERPUMP FOR BOILER
78		
79	1	HEAT EXCHANGER FOR DEFROSTING REFR. INST.
80	1	EVAPORATOR
81	1	FUEL OIL TANK FOR EMERGENCY AIR COMPR.
82	1	FRESHWATER TRANSFER PUMP
83		
84	1	LUB. OIL TANK FOR CENTRIFUGES
85	1	LUB. OIL TANK FOR EXHAUST VALVES
86		
87	1	FRESH WATER TANK FOR CENTRIFUGES
88		
89	1	CONDENSATE PUMP EVAP. INSTALL.
90	1	EJECTOR PUMP EVAP. INSTALL.
91	1	LUB. OIL DRAINTANK CAMSHAFT LUBRICATION
92	2	LUB. OIL PUMP FOR CAMSHAFT LUBRICATION
93	1	LUB. OIL DUPLEX FILTER FOR CAMSHAFT LUBR.
94		LOW PRESSURE FUEL OIL FILTER MAIN ENG.
95	1	RELIEF CAP MAIN ENGINE
96		FREON LIQUID RECEIVER
97	1	EMERGENCY BLOWER
98	1	M.F.O. BURNER
99	1	CLEAN M.F.O. TANK
100	1	STARTING AIR SILENCER
101	1	HOTWATER CIRCULATING PUMP
102	2	MAIN SWITCH BOARD
103	4	STARTER CUBICLES ELECTR. INSTALL.
104	1	LUB. OIL STORAGE TANK TURBO BLOWERS
105	1	WATER SEAL INDICATING TANK COMP. BOILER
106	1	FREON COMPRESSOR SET DOMESTIC
107		FREON BOTTLE
108	1	LUB. OIL TILLING PUMP
109		
110		
111	5	REMOTE CONTROLLED SUCT./DISCH. VALVE CHEST
112	2	CHANGE OVER SUCT./DISCH VALVE CHEST
113		
114		
115	1	SPARE BUSH FOR STERNTUBE
116	6	SCREW FAN
117	1	CENTRIFUGAL FAN
118	1	LATHE
119	1	COLUMN DRILLING MACHINE
120	1	TABLE DRILLING MACHINE
121	1	GRINDING MACHINE
122	2	CYL. LINER
123	1	CYL. COVER
124	1	PISTON WITH ROD
125	1	PISTON
126	4	EXHAUST VALVE
127		CO_2 BOTTLE
128	1	CHAIN BOX
129	1	WELDING TRANSFORMER
130	1	GRINDING TOOL EXH. VALVES
131		
132		
133		
134		
135		
136		
137		
138		
139		
140		
141		
142		
143		
144		
145		
146		
147		
148		
149		
150		

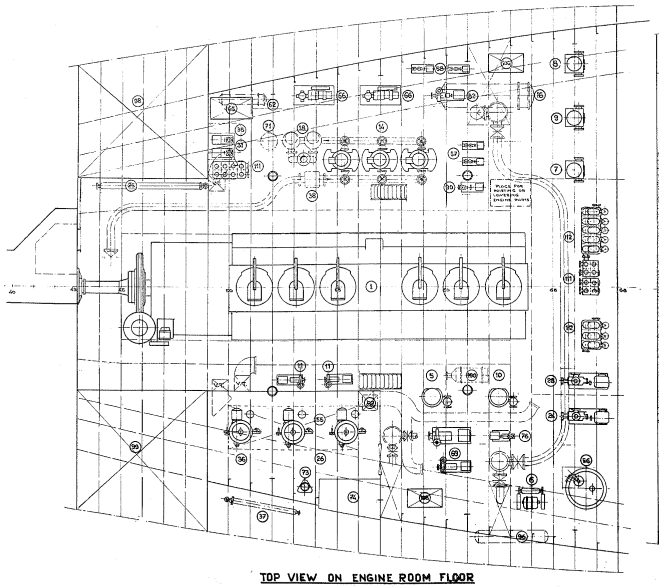

TOP VIEW ON ENGINE ROOM FLOOR

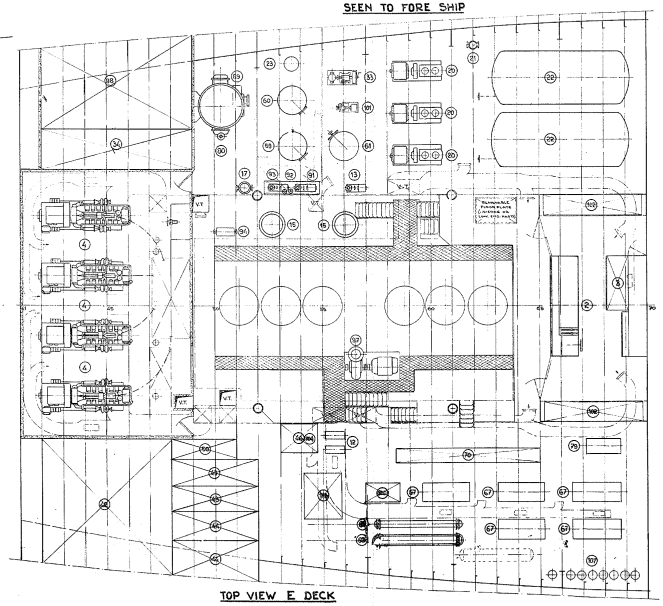

TOP VIEW E DECK

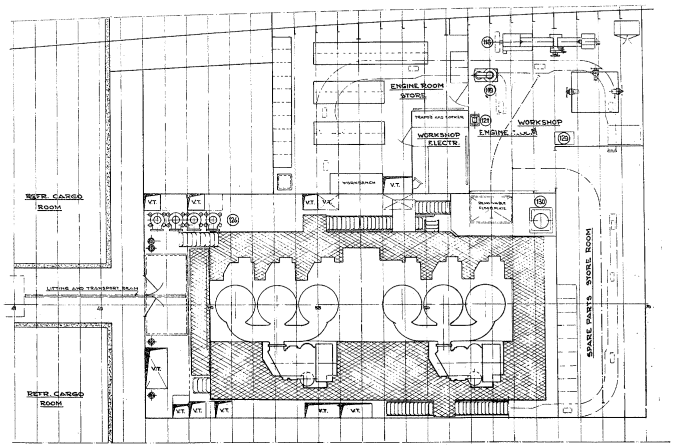

TOP VIEW D DECK

MACHINEKAMER M.S. „STRAAT HOLLAND"